



Unit Meeting

January 22, 2010





Updates


- Faculty Searches
- Presidential Search
- College of Education Dean Search

Dates: Wed. Feb 17th—

Thursday Feb 18th

Wed. Feb 24th

College of Education Update




Grants:

Transition to Teaching: New Vistas


- 5 year grant from USDOE
- 55 candidates a year (4 Cohorts) Dual Certification
- Partners: WPU, Kean, East Orange, Elizabeth, Paterson
- Total Grant Award: \$3.04 million

Garden State Partnership for Teacher Quality




- Funding: USDOE Teacher Quality Partnership-- 5 years
- Partners: WPU, Kean & Rowan Universities
- Districts: Paterson, Passaic, Bridgeton, Camden, Jersey City
- 5 urban teacher residents per year, per IHE
- Reforming Pre-Baccalaureate programs
- PDSs –PDS **Conference—May 25th**
- Total Award: \$10.8 million (2009-2014)

Sheltered English Professional Development




- One year grant from the NJDOE
- 50 participants from surrounding school districts
- 4 day intensive seminars, follow-up sessions, classroom observations
- Total Award: \$ 40,000



Continuing Grants


- Math and Science Teachers—MAST
(2008-2013)
- Reforms Grant
(2007-2010)

Updates--Continued



- Dot.cms
- Windesheim Study Abroad


Assessment/NCATE




- Course Outline Revisions
Autism Topic
Revisions Due: March 12th

Dispositions

- Process
- Forms
- Conference Documentation







Conceptual Framework

- Approved it June 2009 Retreat
- Revised theme: Preparing Inquiring Educators for Diverse Settings: Knowledge, Application, Dispositions
- Abstract

Assessment/ Accreditation




- Faculty working on Program Reviews
Due September 2010—
- NCATE visit scheduled for Spring 2012



Assessment Results

- Enrollments
- Praxis II
- Candidates Self-Assessment
- Assessment of Student Teaching
- Advisor Survey Results
- Adjuncts

Enrollments—College of Education



Fall 2008

Fall 2009

Undergraduates: 1,331


1,475

Graduates: 683

749


Totals: **2,014**

2,224



Fall 2009 Undergraduates


● Early Childhood	250
● Elementary	523
● Secondary	372
● P. E.	261
● Music	67



Elementary Education

	2004-05	2005-06	2006-07	2007-08	2008-09
Number taking the test	182	221	189	139	139
Number passing assessment	175	208	180	139	138
Institutional pass rate for Elem	96%	94%	95%	99%	99%
Statewide pass rate for Elem	96%	98%	99%	99%	n/a
WPU pass rate for all areas combined	95%	92%	93%	95%	n/a
Statewide pass rate for all areas combined	95%	96%	98%	98%	n/a
Quartile Ranking	II	IV	IV	n/a	n/a


English



English

	2004-05	2005-06	2006-07	2007-08	2008-09
Number taking the test	20	43	38	23	21
Number passing assessment	17	30	32	19	20
Institutional pass rate for English	85%	70%	84%	83%	95%
Statewide pass rate for English	92%	92%	95%	95%	n/a
WPU pass rate for all areas combined	95%	92%	93%	95%	n/a
Statewide pass rate for all areas combined	95%	96%	98%	98%	n/a
Quartile Ranking	II	IV	IV	n/a	n/a


Social Studies



Social Studies

	2004-05	2005-06	2006-07	2007-08	2008-09
Number taking the test	33	34	27	32	30
Number passing assessment	29	27	20	25	30
Institutional pass rate for Soc. Studies	88%	79%	74%	78%	100%
Statewide pass rate for Soc. Studies	91%	89%	91%	90%	n/a
WPU pass rate for all areas combined	95%	92%	93%	95%	n/a
Statewide pass rate for all areas combined	95%	96%	98%	98%	n/a
Quartile Ranking	II	IV	IV	n/a	n/a


Music



Music

	2004-05	2005-06	2006-07	2007-08	2008-09
Number taking the test	11	11	9	15	15
Number passing assessment	11	11	9	14	15
Institutional pass rate for Music	100%	100%	100%	93%	100%
Statewide pass rate for Music	94%	97%	97%	98%	n/a
WPU pass rate for all areas combined	95%	92%	93%	95%	n/a
Statewide pass rate for all areas combined	95%	96%	98%	98%	n/a
Quartile Ranking	II	IV	IV	n/a	n/a


Mathematics



Mathematics

	2004-05	2005-06	2006-07	2007-08	2008-09
Number taking the test	3	16	16	7	6
Number passing assessment	3	16	16	6	6
Institutional pass rate for Math	100%	100%	100%	85%	100%
Statewide pass rate for Math	87%	92%	97%	96%	n/a
WPU pass rate for all areas combined	95%	92%	93%	95%	n/a
Statewide pass rate for all areas combined	95%	96%	98%	98%	n/a
Quartile Ranking	II	IV	IV	n/a	n/a


ART



Art

	2004-05	2005-06	2006-07	2007-08	2008-09
Number taking the test	12	17	16	15	5
Number passing assessment	12	17	16	14	5
Institutional pass rate for Art	100%	100%	100%	93%	100%
Statewide pass rate for Art	98%	97%	97%	98%	n/a
WPU pass rate for all areas combined	95%	92%	93%	95%	n/a
Statewide pass rate for all areas combined	95%	96%	98%	98%	n/a
Quartile Ranking	II	IV	IV	n/a	n/a


Spanish



Spanish

	2004-05	2005-06	2006-07	2007-08	2008-09
Number taking the test	12	10	8	8	14
Number passing assessment	12	10	8	8	14
Institutional pass rate for Spanish	100%	100%	100%	100%	100%
Statewide pass rate for Spanish	97%	99%	99%	100%	n/a
WPU pass rate for all areas combined	95%	92%	93%	95%	n/a
Statewide pass rate for all areas combined	95%	96%	98%	98%	n/a
Quartile Ranking	II	IV	IV	n/a	n/a

Biology




Biology

	2004-05	2005-06	2006-07	2007-08**	2008-09
Number taking the test	3	6	3	4	2
Number passing assessment	3	5	3	4	2
Institutional pass rate for Biology	100%	83%	100%	100%	100%
Statewide pass rate for Biology	89%	90%	91%	88%	n/a
WPU pass rate for all areas combined	95%	92%	93%	95%	n/a
Statewide pass rate for all areas combined	95%	96%	98%	98%	n/a
Quartile Ranking	II	IV	IV	n/a	n/a

*Two test takers were not completers of Biology Program

** Biology only required to take 1 Gen Sci Test and 1 Biology Test


Health & Physical Education



Health & Physical Education

	2004-05	2005-06	2006-07	2007-08	2008-09
Number taking the test	40	45	36	47	74
Number passing assessment	38	45	35	47	74
Institutional pass rate for H&PE	95%	100%	97%	100%	100%
Statewide pass rate for H&PE	97%	99%	100%	100%	n/a
WPU pass rate for all areas combined	95%	92%	93%	95%	n/a
Statewide pass rate for all areas combined	95%	96%	98%	98%	n/a
Quartile Ranking	II	IV	IV	n/a	n/a


Early Childhood



Early Childhood

	2004-05	2005-06	2006-07	2007-08	2008-09
Number taking the test					32
Number passing assessment					32
Institutional pass rate for PE					100%
Statewide pass rate for PE					n/a
WPU pass rate for all areas combined					n/a
Statewide pass rate for all areas combined					n/a
Quartile Ranking					n/a
*First year reporting scores					

Self- Assessment—Program Completion Questionnaire




- Lowest Rankings by candidades:

I am prepared to adapt instruction for special needs and ELLs

Spring 09: 10 % not sure

Fall 08: 11% not sure, 3.4% disagree, 1.7% strongly disagree




Lowest by Candidates

- **I was well prepared to take the Praxis Exam**

23% Not sure, disagree, or strongly disagree—
(Spring 09)


Student Teaching Evaluations



Lowest Rankings by Supervisors and Cooperating Teachers:

- **Uses data to adapt instruction to individual differences**
- **Utilizes a variety of traditional and authentic assessments to evaluate student progress**


Student Teaching Evaluations




Highest rankings : Professional Dispositions:

- **Demonstrates respect for diversity and cultural differences**
- **Communicates high expectations for all students**
- **Exemplifies high professional and ethical standards**


Advisor Survey Results






Adjunct Faculty-Fall Data

- Teaching courses: 59
 - Supervising students: 66
 - Total: **125**
 - **Diversity:**
 - Asian: 1%
 - Hispanic: 3.2%
 - African American: 6.5%
 - Underrepresented Groups 11%
- F-T faculty: 28



Announcements

- Diversity Committee
- Aspergers' Support Group
- New Academic Plan: WP Connect
- General Education and the College of Education: Task Force Needed



Thank you for all you do!!

Have a great semester!!