

**ANTHROPOLOGY 260-80/88
MYTH AND FOLKLORE AND THE MODERN WORLD**

**Syllabus: Course Descriptive Outline
Winter Session 2013/2014**



“If your ship does not come in, swim out to meet it.”

Required Texts (edition information available online from the Campus bookstore):

Dundes, Alan. Interpreting Folklore

Dundes, Alan and Carl Pagter. Never Teach A Pig To Sing

Coleman and Hallenbeck, Monsters of New Jersey.



Anth 260-80 is a *highly interactive* and writing intensive course. Log on frequently and **daily** during short winter sessions, Monday through Friday and participate in assignments. Be prepared to work on assignments during the weekend.

Work collectively in your groups *online in your group forums* (group discussion board and group file exchange) to prepare Projects and an on-line Presentations utilizing PowerPoint. Respond to your group mates promptly.

Class discussions (*FAQ/Discussion BD*) and assignments (*Assignments*) are designed to promote critical thinking and help each one of you reflect on your own culture within a broader and holistic context.

Post questions about the course or assignments in the **FAQ** forum where your classmates and I may address them and all students may benefit from the answer. I do not respond to student e-mails with questions about the class or assignments that should be addressed in **FAQ**.




On-Line Participation

Although (3) week winter session courses are more concentrated than other semesters, students are able to participate in on-line courses at times and locations that are convenient for them. The course is taught fully online and your grade is based on demonstrated online participation of Blackboard.

Arrange sufficient pockets of time to keep up with the required reading, to complete assignments and all exams in a timely fashion and as directed. **Missed / late or improperly submitted work earns zero credit.**

Group Presentations



Working in groups, students have an opportunity to collect folklore, and analyze cultural myths and corresponding rituals. An *essential* component of collecting folklore in this class involves participant observation and interviewing (3) informants about folk beliefs and rituals.

Media Services in the Library has digital cameras and other equipment students may use that will assist with data collection and presentation. IRT in Atrium 113 has scanners and other multimedia technology useful to data collection and ethnographic presentation. Students are expected to become familiar with the media support and technologies available to them on Campus.

Groups



Students are assigned into presentation groups during the first week of class.

Contact group members and start thinking about myths that you would enjoy collecting data about.

Collaborate with your group members in the group discussion board, in the group file exchange, and other group forums.

Each group member composes their own section of the presentation in a PowerPoint format on the topic of their choice. Submit it to the group file exchange where it can be accessed and formatted by group members into one PowerPoint by the group designated due date.


Group members are *graded individually*, on the PowerPoint based on work submitted and contributions to the group.

Failure to complete assignments/projects or work cooperatively within your group will result in loss of points from a student's final grade point average.

Work cooperatively with each other on-line on Blackboard in group discussion boards and/or other group forums.

In order to receive credit for the group presentation, students must collaborate on-line on Blackboard in group forums to conceptualize, design, and bind the presentation.

Group PowerPoint presentations are due by 11:00 PM on Wednesday, January 08, 2014. Submit the PowerPoint —one per group—via the Assignment tool.



Important Course Participation Requirements

Daily participation and attendance are demonstrated *on-line* through completion of assignments and well thought out postings in discussion boards and group forums.

Avoid plagiarism by supporting your ideas in all assignments including group presentations, and discussion with specific references and documentation of all sources. *Students will receive a zero (0) grade for committing plagiarism--submitting work without documenting their sources of information.*

FAQ Respond to your classmate's posts and earn participation credit.

Complete assignments, discussion boards, and projects as instructed. Failure to complete assignments and projects as instructed, or to work cooperatively within your group, may result in failing the class or a substantial loss of points from the final grade point average. Infrequent or erratic on-line participation also results in loss of credit.



“If it wasn’t for the last minute, nothing would get done.”

Students have a twenty-four (24) hour grace period after the deadline to submit their group presentation.

Don’t wait until the last minute to submit your work.

The grace period is allotted in case of technical difficulties or other last minute problems.

Note:

No make-up exams, assignments, or discussion boards are given.

Late/missed assignments earn 0 points.

Extensions are not given on assignments during winter session as this would impede the grading process.

Do not jump too far ahead. Concentrate on mastering the materials assigned each week.

Course Assignments

Reading

Reading assignments are primarily from our textbooks. Students will be assigned selective chapters from Dundes, Interpreting Folklore and Coleman's Monsters of New Jersey.

Students are required to read, Dundes, Never Teach A Pig to Sing in its entirety.

Selected web and online journal readings from the Library may supplement the texts. Students are required to selectively draw upon assigned readings as reference sources when answering discussion board questions.

Assignments are posted on the weekly Syllabus commencing Thursday, December 26, 2013 and every Monday thereafter.

Group PowerPoint Presentation

Each student is required to *collaborate online* with their group mates and submit their section of the group presentation in a PowerPoint format to the group file exchange by the due date established by the group so it can be bound into one group PowerPoint presentation and submitted to me by **11:00 PM on Wednesday, January 8th, 2014.**

Individual sections of the group PowerPoint should average around 6 to 8 slides excluding slides of folkloric representation.

The group is required to work together online on Blackboard designing the title page, preface, table of contents, and binding of the group presentation. Assign credit to individuals for efforts such as editing, formatting, and designing the group presentation in the preface.

Two (2) Weekly Discussion Boards

Log on and participate in the discussion at least 3x a week and as instructed. Students should spend minimally, eight hours weekly, contributing to the discussion board. Discussion boards are graded as exams. Be sure to post substantive and analytical discourse. Cite specific examples from assigned reading and videos, etc. Provide references, including web addresses, for all web information presented.

Two (2) Projects


Projects are designed to instruct students in collecting and analyzing folklore.

Project 1: Group Topics, Sub Topics, and Statements of Myth. Each group will fill out a one page form stating the group topic, individual sub-topics, and individual statements of myth for the group PowerPoint presentation.

Project 2: Informants: The Evil Eye, Curses, or Bad Omens. Students will experience researching, collecting and analyzing folklore about the evil eye, curses, or bad omens. Students are required to interview (1) person for folkloric data about this assignment. Student findings will be posted online for the class to review.

WEEKLY TOPICAL OUTLINE

Week 1 Myth, Folklore, and Anthropology



Introductions

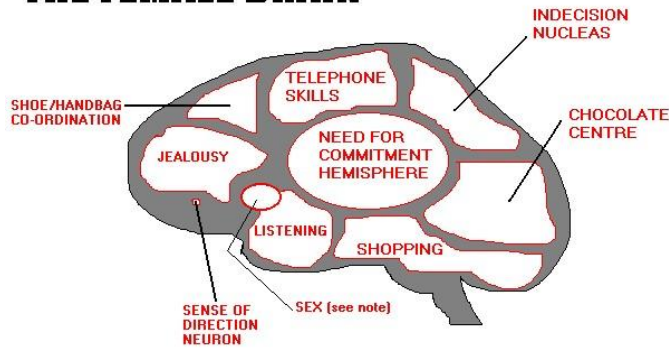
Folklore and The Holistic Scope of Anthropology

Anthropology Folklore and Legend

Structural Analyses of Myth: Collecting and Analyzing Folklore

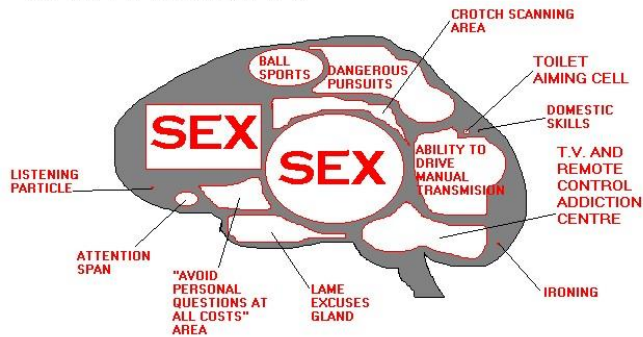
Week 2 The *Universal* Power of Myth: Myth, Ritual, and Folklore in Culture And Society

THE FEMALE BRAIN



FOOTNOTE: Note how closely connected the small sex cell is to the listening gland.

THE MALE BRAIN



FOOTNOTE: the "Listening to children cry in the middle of the night" gland is not shown due to its small and underdeveloped nature. Best viewed under a microscope.

The Modern World: Tribes (Bands, Tribes, and Chiefdoms) and Nation States

Cross-Cultural Myths and Folklore about Mother Wit and Creation

Cross-Cultural Myths and Folklore about Gender, Age, and the Division of Labor

Animals in Myth and Folklore around the World

Week 3 The Universal Power Of Myth: Heroes, and Anti-Heroes

The Universal Hero Pattern

